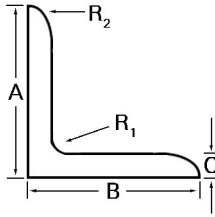


Aluminum Angle

6061-T6 Structural Angle



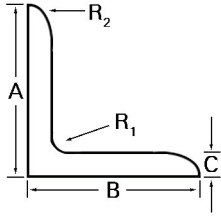
- Specifications: ASTM B 221
- Stocked in 25 foot lengths

Leg (A)	Leg (B)	Thickness (C)	Radius (R ₁)	Radius (R ₂)	Lbs Ft	Lbs/Length	Part Number
1	1	1/8	.125	.094	0.280	7.000	136364
1	1	3/16	.125	.094	0.400	10.000	136372
1	1	1/4	.125	.094	0.510	12.750	136380
1 1/4	1 1/4	1/8	.188	.125	0.350	8.750	136398
1 1/4	1 1/4	3/16	.094	.125	0.510	12.750	136403
1 1/4	1 1/4	1/4	.094	.125	0.660	16.500	136411
1 1/2	1 1/2	1/8	.188	.125	0.430	10.750	136429
1 1/2	1 1/2	3/16	.188	.125	0.620	15.500	136437
1 1/2	1 1/2	1/4	.188	.125	0.810	20.250	136445
2	1 1/2	3/16	.188	.125	0.733	18.330	564892
2	1 1/2	1/4	.188	.125	0.960	24.000	136576
2	2	1/8	.250	.125	0.589	14.725	136453
2	2	3/16	.250	.125	0.850	21.250	136461
2	2	1/4	.250	.250	1.110	27.750	136479
2	2	3/8	.250	.125	1.590	39.750	136487
2 1/2	2	1/4	.250	.125	1.260	31.500	136592
2 1/2	2 1/2	3/16	.250	.125	1.070	26.750	136495
2 1/2	2 1/2	1/4	.250	.125	1.400	35.000	136500
2 1/2	2 1/2	3/8	.250	.125	2.047	51.175	476578
3	1 1/2	3/16	.250	.188	0.971	24.275	229662
3	2	3/16	.250	.188	1.070	26.750	136607
3	2	1/4	.312	.188	1.400	35.000	136615
3	2	5/16	.312	.313	1.727	43.175	678675
3	2	3/8	.312	.250	2.046	51.150	507866
3	3	3/16	.312	.250	1.280	32.000	136518
3	3	1/4	.312	.250	1.680	42.000	136526
3	3	3/8	.312	.250	2.470	61.750	136634
3	3	1/2	.312	.250	3.293	82.325	429660
3 1/2	3 1/2	1/4	.375	.250	1.987	49.675	496293
3 1/2	3 1/2	3/8	.375	.250	2.928	73.200	487341
4	2	1/4	.375	.250	7.730	43.250	404872
4	3	1/4	.375	.250	1.990	49.750	136631
4	2 1/2	1/4	.375	.250	1.843	46.075	678667
4	3	3/8	.375	.250	2.930	73.250	136649
4	4	1/4	.375	.250	2.280	57.000	136542
4	4	3/8	.375	.250	3.380	84.500	136835
4	4	1/2	.375	.250	4.503	112.575	413813
5	3	1/4	.250	.250	2.309	57.725	510754
5	3	3/8	.375	.312	3.349	83.725	406337
5	5	3/8	.500	.375	4.234	105.850	509575
5	3	1/2	.375	.312	4.396	109.900	421230

Dimensions are in inches. All weights are approximate.

Aluminum Angle

6061-T6 Structural Angle (continued)



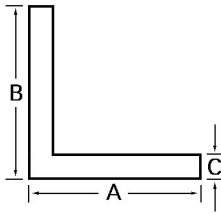
■ Specifications: ASTM B 221

■ Stocked in 25 foot lengths

Leg (A)	Leg (B)	Thickness (C)	Radius (R ₁)	Radius (R ₂)	Lbs Ft	Lbs/Length	Part Number
6	4	$\frac{3}{8}$.500	.375	4.320	108.000	136657
6	4	$\frac{1}{2}$.500	.375	5.578	139.450	552578
6	6	$\frac{3}{8}$.500	.375	5.119	127.975	509096
6	6	$\frac{1}{2}$.500	.375	6.754	168.850	420501
6	6	$\frac{3}{4}$.750	.375	9.915	247.875	665038
8	8	$\frac{1}{2}$.500	.375	9.141	228.525	599295

Dimensions are in inches. All weights are approximate.

6063-T52 Sharp Corner Architectural Angle



■ Specifications: ASTM B 221

■ Stocked in 16 foot lengths

Leg (A)	Leg (B)	Thickness (C)	Lbs Ft	Lbs/ Length	Part Number
$\frac{1}{2}$	$\frac{1}{2}$	$\frac{1}{8}$.131	2.096	466696
$\frac{1}{2}$	$\frac{1}{2}$	$\frac{1}{8}$.131	2.620 *	587175
$\frac{3}{4}$	$\frac{3}{4}$	$\frac{1}{8}$.206	3.296	136681
1	$\frac{3}{4}$	$\frac{1}{8}$.244	3.904	544533
1	1	$\frac{1}{8}$.280	4.480	241169
1 $\frac{1}{4}$	1 $\frac{1}{4}$	$\frac{1}{8}$.356	5.696	466701
1 $\frac{1}{2}$	1	$\frac{1}{8}$.356	5.696	108086
1 $\frac{1}{2}$	1 $\frac{1}{2}$	$\frac{1}{8}$.431	6.896	108109
2	1	$\frac{1}{8}$.431	10.775 ***	136699
2	1 $\frac{1}{2}$	$\frac{1}{8}$.496	12.400	592887
2	2	$\frac{1}{8}$.581	9.296	229743
2	2	$\frac{1}{4}$	1.092	17.472	497516
2	2	$\frac{1}{4}$	1.092	24.024 **	563113
3	1	$\frac{1}{8}$.570	9.120	551904

Dimensions are in inches. All weights are approximate.

* 20 Ft lengths

** 22 Ft lengths

*** 25 Ft lengths